



MMG Canada Limited

FF1G

Material Type: Nickel-Zinc Ferrite

Properties: High permeability
High saturation flux density
Good performance with frequency

Frequency Range: DC to 1 MHz (subject to application)

Typical Application: Wideband into GHz region, transformers and filters mode chokes

Standard Geometries: Toroids, baluns, beads, coilforms and bobbins
Additional shapes are available upon request



Parameter	Symbol	Standard Test Conditions			Unit	Value
Initial Permeability (nominal)	μ_i	$B < 0.1 \text{ mT}$	$f = 10 \text{ kHz}$	$T = 25^\circ\text{C}$	-	1500
Saturation Flux Density (typical)	B_s	$H = 796 \text{ A/m (10 Oe)}$		$T = 25^\circ\text{C}$	mT	330
Remanent Flux Density (typical)	B_r	$H \sim 0 \text{ A/m (from near saturation)}$ $f = 10 \text{ kHz}$		$T = 25^\circ\text{C}$	mT	180
Coercivity (typical)	H_c	$B \sim 0 \text{ mT (from near saturation)}$ $f = 10 \text{ kHz}$		$T = 25^\circ\text{C}$	A/m	28
Loss Factor (maximum)	$\frac{\tan \delta}{\mu_i}$	$B < 0.1 \text{ mT}$	$f = 100 \text{ kHz}$	$T = 25^\circ\text{C}$	10^{-6}	60
Curie Temperature (minimum)	T_c	$B < 0.1 \text{ mT}$	$f = 10 \text{ kHz}$		$^\circ\text{C}$	110
Resistivity (typical)	ρ	$E = 1 \text{ V/cm}$		$T = 25^\circ\text{C}$	$\Omega \cdot \text{cm}$	10^7

* Data was derived from measurements made on a standard test toroid core with an outside diameter of 30 mm

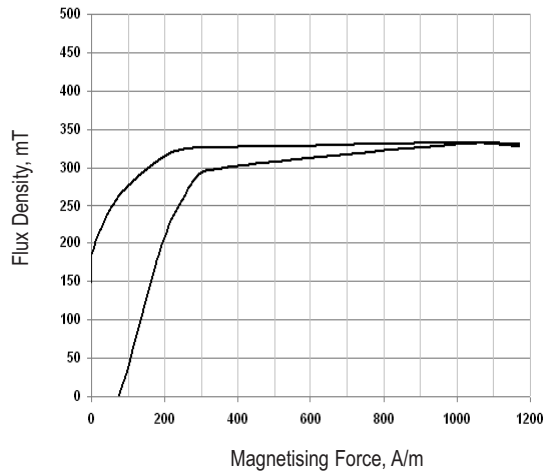




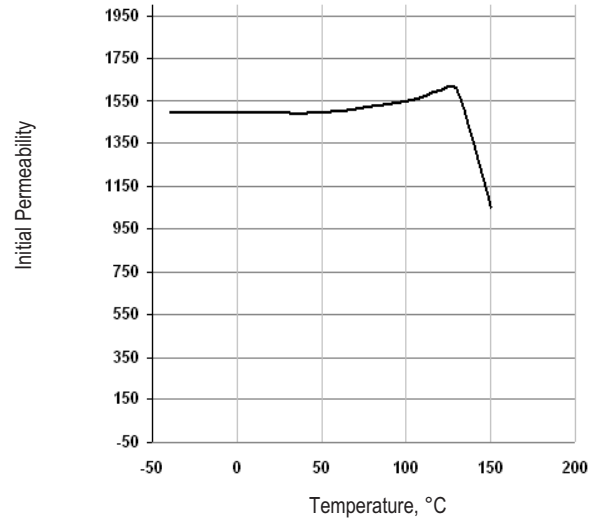
MMG Canada Limited

FF1G

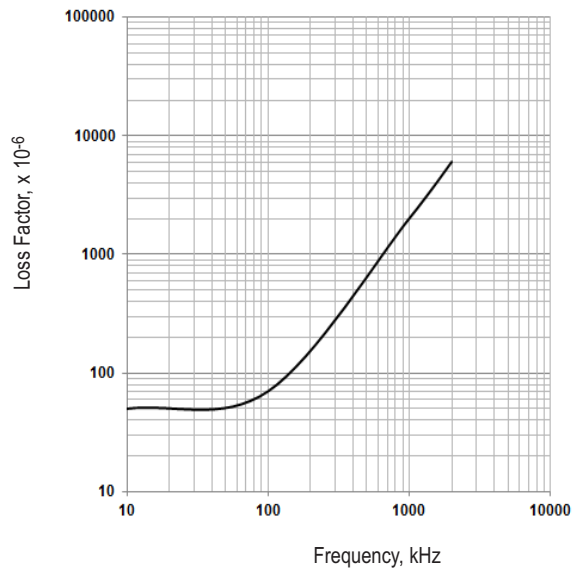
Dynamic Magnetisation Curve



Permeability vs Temperature



Loss Factor vs Frequency



Permeability vs Frequency

